

1, 2, 3—WOW!

We have made it ultra-simple for designers to get started with Beyond CMYK printing with Xerox® Adaptive CMYK+:

1

Review the Design Guide

Learn how to infuse digital vivid embellishments into any design.



2

Sign up for FREE virtual training

Chat with experts and see how they add Beyond CMYK to Adobe Creative Cloud apps—step by step.



3

Find a print partner

Use our Global Locator to find a Beyond CMYK print partner near you.



Want more?

Check out our How To Videos and other resources: xerox.com/creative



Xerox® Adaptive CMYK+ Kit


Blended Metallic Swatches

xerox™

Solution Provider

xerox™

Solution Provider



	Gold 50%	Gold 40%	Gold 30%	Gold 20%	Gold 10%
Silver 10%	[Color swatch]	[Color swatch]	[Color swatch]	[Color swatch]	[Color swatch]
Silver 20%	[Color swatch]	[Color swatch]	[Color swatch]	[Color swatch]	[Color swatch]
Silver 30%	[Color swatch]	[Color swatch]	[Color swatch]	[Color swatch]	[Color swatch]
Silver 40%	[Color swatch]	[Color swatch]	[Color swatch]	[Color swatch]	[Color swatch]
Silver 50%	[Color swatch]	[Color swatch]	[Color swatch]	[Color swatch]	[Color swatch]
Silver 60%	[Color swatch]	[Color swatch]	[Color swatch]	[Color swatch]	[Color swatch]
Silver 70%	[Color swatch]	[Color swatch]	[Color swatch]	[Color swatch]	[Color swatch]
Silver 80%	[Color swatch]	[Color swatch]	[Color swatch]	[Color swatch]	[Color swatch]
Silver 90%	[Color swatch]	[Color swatch]	[Color swatch]	[Color swatch]	[Color swatch]
Silver 100%	[Color swatch]	[Color swatch]	[Color swatch]	[Color swatch]	[Color swatch]

	Gold 100%	Gold 90%	Gold 80%	Gold 70%	Gold 60%
Silver 10%					
Silver 20%					
Silver 30%					
Silver 40%					
Silver 50%					
Silver 60%					
Silver 70%					
Silver 80%					
Silver 90%					
Silver 100%					


Stand out with blended metallics.

Adaptive CMYK+ makes it easy to design with metallic spot colors in Adobe® Creative programs.

Designing with Vivid Spot colors:


Gold and Silver are the most sparkly components of the Adaptive CMYK+ Vivid Kit, which also includes White and Clear toners.

Silver and Gold can be used on their own as spot colors, or blended together in your design to create eye-catching elements. Naming Vivid colors correctly and specifying them as "Spots" in your Adobe® design file will ensure you achieve the full potential of each toner when printing. Here is how we typically specify them:



Specify as
C= 45 M= 45 Y= 75 K= 15
Name SGold

SAVE AS A
SPOT COLOR



Specify as
C= 49 M= 39 Y=39 K=3
Name SSilver

SAVE AS A
SPOT COLOR

If you are printing on the Xerox® Versant® 280 Press with the Xerox® EX / EX-i 280 Print Server powered by Fiery® v. 3.0, or the Xerox® PrimeLink® Color Printer with the Xerox® EX or EX-i 9065/9070 Print Server Powered by Fiery® v2.0 or newer, Vivid spot colors can be named without the "S."



For the Xerox® Versant® 180 / 280 the impact of Silver and Gold can be amplified with a White underlay when printing on darker media. This can be done with a simple setting at the print server—no extra design time required!

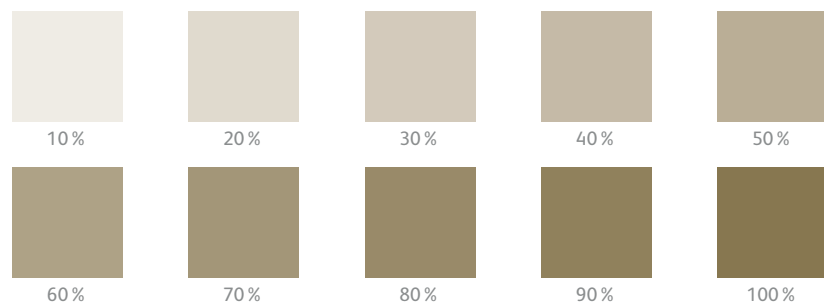
Gold and Silver bring the shine.

Both Gold and Silver can be used on their own
in a range of tints.

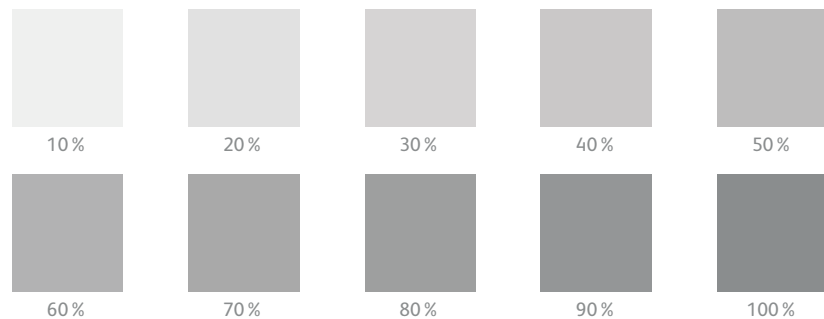
The swatches below let you see what's possible.

We've shown each color in 10% increments so you can see how the different
tint values will print:

Gold



Silver



Simple color mixes. Stunning results.

From our two metallic toners come an entire
palette of beautiful champagne-hued colors.

To create blended metallic colors:

Use these simple steps to get blending:

- 1 Create your spot colors
as shown below:
- 2 Locate your favorite swatch
and dial in the percentages
of Gold and Silver that are
being used:



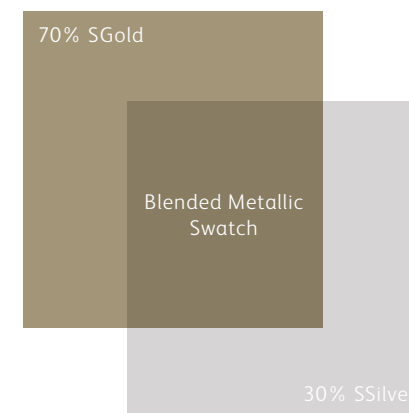
Specify as:
C= 45 M= 45 Y= 75 K= 15
Name SGold

SAVE AS A SPOT COLOR



Specify as:
C= 49 M= 39 Y=39 K=3
Name SSilver

SAVE AS A SPOT COLOR



Remember: If you are printing on the Xerox®
Versant® 280 Press with the Xerox® EX / EX-i 280
Print Server powered by Fiery® v. 3.0, or the
Xerox® PrimeLink® Color Printer with the
Xerox® EX or EX-i 9065 / 9070 Print Server
Powered by Fiery® v2.0 or newer, Vivid
spot colors can be named without the "S."