



## Recommended Xerox Media for Phaser Phaser 6120N (Europe)

### Revision 3.0, February 2007

Last Revision: July 2006

This supersedes any previous Recommended Media for Xerox Phaser 6120N list.

#### Important Note:

All media is listed by product, Paper Type System Setting, Paper Type, weight (standard gsm), re-order number, size, and tray runability. The additional information column is for hints and tips on how to run certain media applications.

Media recommendations made in this publication are based on qualification tests\* conducted using standard test images with moderate to heavy image area coverage. Test duration for each product/media type is based on the suggested machine monthly copy/print volume. Test machines are maintained within specifications defined by user documentation.

\* Testing environment Temperature 20 degreesC±4, Relative Humidity 40% ±10%.




\* Machine reliability specifications may be affected by increased usage of the Transparency, Card Stock, Label, and Special modes. In addition, variances in machine reliability may occur due to extended use of some media types. Your Xerox service representative can advise you on special application media types for long duration copy/print runs.

For specifications and a description of the various media types discussed in this publication, please refer to [www.Xerox.com](http://www.Xerox.com).

For additional recommended Phaser media, look under Supplies on: <http://www.office.xerox.com/> and select your Product Family.

© 2005 Xerox Corporation. All rights reserved.

Xerox®, The Document Company®, and all Xerox product names and product numbers mentioned in this publication are trademarks of Xerox Corporation. Other company trademarks are also acknowledged.

Plain   
 Labels  Transparency 

**Phaser 6120N**  
 Revision 3.0 Feb 2007

A=Auto Duplex  
 M=Manual Duplex  
 S=Simplex Only

Paper	Paper Type	Weight	Re-Order #	Cross Reference #	Type	Size	Trays		Additional Information
							1	2	
Xerox Digital Colour Impressions	Plain	90 gsm	003R97663			A4	A	A	Refer to the "Paper Tips" embedded page for additional printer-specific information, e.g., High Capacity Tray usage.
Xerox Business	Plain	80 gsm	003R91820			A4	A	A	Paper Type <i>Plain</i> should be selected on the user interface for Trays.
Xerox Premier	Plain	80 gsm	003R91720			A4	A	A	Paper Type <i>Plain</i> should be selected on the user interface for Trays.
Xerox Colour Laser/ Copier Labels	Label		003R93872		1-up	A4	S		Paper Type <i>Labels</i> should be selected on the user interface for Tray1.
			003R95813		4-up	A4	S		
			003R93873		6-up	A4	S		
			003R93874		8-up	A4	S		
			003R93875		14-up	A4	S		
			003R95815		21-up	A4	S		
Xerox Digital Color Clear Transparency	Transparency		003R95315	016-1897-00		A4	S		Paper Type <i>Transparency</i> should be selected on the user interface for Tray1. It is not recommended to output more than 20 transparencies at a time.

**WARRANTY DISCLAIMER**

Xerox makes no guarantees or warranties, either express or implied, concerning the performance, use or replacement of non-Xerox branded media or throughput products. Customers should inquire directly of their paper distributor or manufacturer for any guarantees they may offer. When purchasing a particular media product for the first time, customers are advised to purchase small quantities to insure that their expectations are met.

The quality of Xerox supplies is consistent from ream to ream, carton to carton, and it is backed by a Xerox 100% guarantee. The quality of non-Xerox branded paper may vary from ream to ream or carton to carton, so for optimum performance on Xerox color equipment, use only the best--Xerox Supplies.

© 2005 Xerox Corporation. All rights reserved.

Xerox®, The Document Company®, and all Xerox product names and product numbers mentioned in this publication are trademarks of Xerox Corporation. Other company trademarks are also acknowledged.