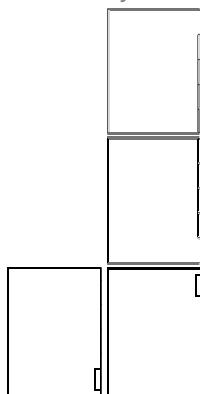


Divider Type	Standard 160 g/m ² Straight Collated					Standard 160 g/m ² Reverse Collated					Reinforced Tab 163 g/m ² Reverse Collated		Colotech® 200 g/m ² Reverse Collated		In-Size Dividers 110 g/m ²	
	A4 plus 13mm tab					A4 plus 13mm tab					A4 plus 13mm tab		A4 plus 13mm tab		A4 with integrated tab	
Size	White	Rainbow	White	White	Rainbow	White	White	White	White	White	White	White	White	White	White with rainbow tab	White with rainbow tab
Sheet Colour																
Tab Style	Island	Island	Run Out	Island	Island	Run Out	Island	Run Out	Island	Run Out	Island	Run Out	Island	Run Out	Island	Run Out
Feature							4-hole punch	4-hole punch								
Part Number	003R91012	003R91025	003R91014	003R90873	003R90878	003R91001	007R98003	007R98002	003R97229	003R97230	003R97231	003R97232	003R97233	003R97233	003R97233	003R97234
WorkCentre 7228	Not supported															
WorkCentre 7232	Not supported															
WorkCentre 7235	Not supported															
WorkCentre 7242	Not supported															
WorkCentre 7245	Not supported															
WorkCentre 7328	Not supported															
WorkCentre 7335	Not supported															
WorkCentre 7345	Not supported															
WorkCentre 7346	Not supported															
WorkCentre 7425	Not supported															
WorkCentre 7428	Not supported															
WorkCentre 7435	Not supported															
WorkCentre 7655	■	■	■													
WorkCentre 7665	■	■	■													
WorkCentre 7675	■	■	■													
WorkCentre BookMark 40	Not supported															
WorkCentre BookMark 55	Not supported															
WorkCentre C226	Not supported															
WorkCentre C2424	Not supported															
WorkCentre M118/M118i	Not supported															
WorkCentre M123	Not supported															
WorkCentre M128	Not supported															
WorkCentre M15i	Not supported															
WorkCentre M165				■	■	■	■	■								
WorkCentre M175				■	■	■	■	■								
WorkCentre M20/M20i	Not supported															
WorkCentre M24	Not supported															
WorkCentre M35	Not supported															
WorkCentre M45	Not supported															
WorkCentre M55	Not supported															
WorkCentre PE120	Not supported															
WorkCentre PE16	Not supported															
WorkCentre PE220	Not supported															
WorkCentre Pro 123	Not supported															
WorkCentre Pro 128	Not supported															
WorkCentre Pro 133	Not supported															
WorkCentre Pro 165				■1	■1	■1	■1	■1								
WorkCentre Pro 175				■1	■1	■1	■1	■1								
WorkCentre Pro 232				■1	■1	■1	■1	■1								
WorkCentre Pro 238				■1	■1	■1	■1	■1								
WorkCentre Pro 245				■	■											
WorkCentre Pro 255				■	■											
WorkCentre Pro 265				■	■											
WorkCentre Pro 275				■	■											
WorkCentre Pro 32 C	Not supported															
WorkCentre Pro 35				■	■											
WorkCentre Pro 40 C	Not supported															
WorkCentre Pro 420	Not supported															
WorkCentre Pro 421	Not supported															
WorkCentre Pro 45				■	■											
WorkCentre Pro 55				■	■											
WorkCentre Pro 65				■1	■1	■1	■1	■1								
WorkCentre Pro 75				■1	■1	■1	■1	■1								
WorkCentre Pro 90				■1	■1	■1	■1	■1								
WorkCentre Pro C2128	Not supported															
WorkCentre Pro C2636	Not supported															
WorkCentre Pro C3545	Not supported															

Notes

- 1 Copy mode only
- 2 Straight when used in interposer
- 3 Right heading
- 4 Straight Tray 1 - Inverted / Reverse: Tray 5 - Inverted
- 5 Tray 1: Right heading
- 6 Tray 1: Inverted
- 7 Tray 1/Bypass: Inverted
- 8 Bypass: Inverted
- 9 Tray 1
- 10 For inserts only (pre-printed or blank)
- 11 Base Finisher Module (BFM) and DS5000 finisher only
- 12 Multi-Function Finisher (MFF) Finisher only
- 13 For inserts only (pre-printed or blank) via Tray 8
- 14 Trays 3 and 4
- 15 Tray 5 (Bypass tray)
- 16 Work around kit required

Tab Styles



Straight Collated

Print one page at a time in forward order
Dividers are collated singly and in forward order
Divider n'1 top sheet – n'5 bottom sheet

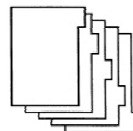
Reverse Collated

Print one page at a time in reverse order.
Dividers are collated singly and in reverse order
Divider n'5 top sheet – n'1 bottom sheet

In-Size Tab Dividers

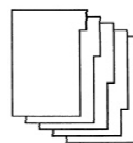
Coloured laminated tabs integrated in the sheet
Standard A4 size

Available in reverse or straight collation



Island Style

Each tab is a similar size



Run Out Style

Length of tab increases through the set

Updated: June 09